

VSUN405-108BMH

405W

Highest power output

20.74%

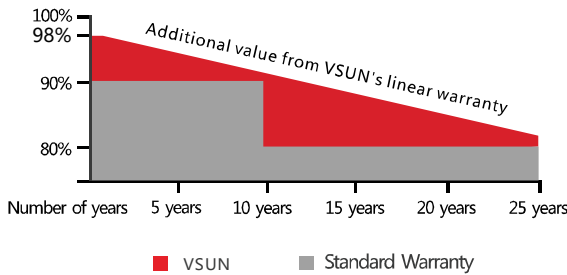
Module efficiency

12years

Material & Workmanship warranty

30years

Linear power output warranty



Munich RE



MBB technology with Circular Ribbon



Higher output power



Half-cell Technology



Positive tolerance offer



Bifacial cells, converting more sunlight into electricity



CSA 61730 & UL 61730
IEC 61215 & IEC 61730




Certified for salt/ammonia corrosion resistance



Load certificates: wind to 2400Pa and snow to 5400Pa



Lower LCOE



VSUN405-108BMH VSUN400-108BMH
VSUN395-108BMH VSUN390-108BMH

VSUN, a BNEF Tier-1 PV module manufacturer invested by Fuji Solar, has been committed to providing greener, cleaner and more intelligent renewable energy solutions. VSUN is dedicated to bringing reliable, customized and high-efficient products into various markets and customers worldwide



Engineered in Japan
www.vsun-solar.com

Electrical Characteristics at Standard Test Conditions(STC)

Module Type	VSUN405-108BMH	VSUN400-108BMH	VSUN395-108BMH	VSUN390-108BMH
Maximum Power - Pmax (W)	405	400	395	390
Open Circuit Voltage - Voc (V)	37.36	37.2	37.03	36.84
Short Circuit Current - Isc (A)	13.78	13.68	13.59	13.5
Maximum Power Voltage - Vmpp (V)	31.36	31.17	31	30.82
Maximum Power Current - Impp (A)	12.92	12.84	12.75	12.66
Module Efficiency	20.74%	20.48%	20.23%	19.97%

Standard Test Conditions (STC): irradiance 1,000 W/m²; AM 1.5; module temperature 25°C. Pmax Sorting : 0~5W. Measuring Tolerance: ±3%.
 Remark: Electrical data do not refer to a single module and they are not part of the offer. They only serve for comparison among different module types.

Electrical Characteristics with different rear side power gain(reference to 400 front)

Pmax (W)	Voc (V)	Isc (A)	Vmpp (V)	Impp (A)	Pmax gain
420	37.1	14.36	31.17	13.48	5%
440	37.1	15.05	31.17	14.12	10%
479	37.2	16.42	31.12	15.41	20%
499	37.2	17.10	31.12	16.05	25%

Material Characteristics

Dimensions	1722×1134×30mm (L×W×H)
Weight	21.4kg
Frame	Black anodized aluminum profile
Front Glass	White toughened safety glass, 3.2 mm
Cell Encapsulation	EVA (Ethylene-Vinyl-Acetate) or POE
Back Glass	Transparent black-mesh backsheet
Cells	12×9 pieces monocrystalline solar cells series strings
Junction Box	IP68, 3 diodes
Cable&Connector	Potrait: 1300 mm (cable length can be customized) , 1×4 mm ² , compatible with MC4

System Design

Maximum System Voltage [V]	1500
Series Fuse Rating [A]	30
Bifaciality	70%±10%
Fire Rating	Class C for IEC and TYPE 1 for US
PV module classification	Class II
Temperature Range	-40 °C to + 85 °C
Maximum Surface Load	5,400 Pa
Application class	class A
Withstanding Hail	Maximum diameter of 25 mm with impact speed of 23 m/s

Packaging

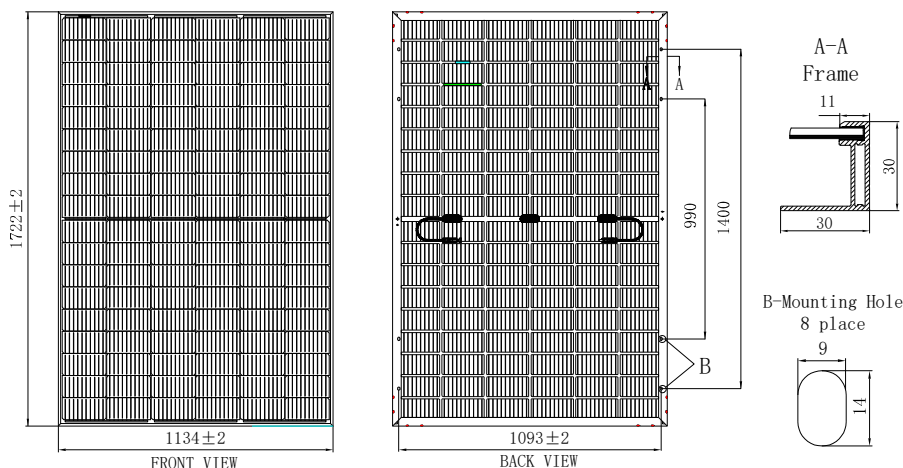
Dimensions(L×W×H)	1760×1125×1253mm
Container 20'	210
Container 40'	455
Container 40'HC	828 for US

Temperature Characteristics

NOCT	45°C(±2°C)
Voltage Temperature Coefficient	-0.27%/°C
Current Temperature Coefficient	+0.054%/°C
Power Temperature Coefficient	-0.32%/°C

Dimensions

Note: mm



IV-Curves

